
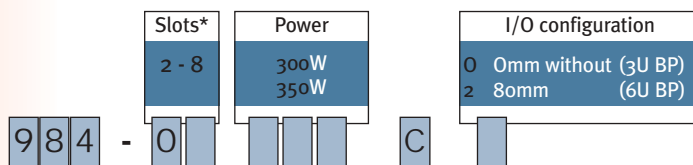


FEATURES

- EMC integrated system in 19" rack mount
- Card depth 160mm for 6U cards
- Ventilation from the front bottom via the card cage to the top rear
- Integrated LED for output voltages
- 2 - 8 slot backplane 3U or 6U R3.0, system slot right
- Power supplies ATX 300W or pluggable 350W
- On / off-switch on the front
- Two front handles
- Two fans in a pluggable 2U cassette (front side) including air filter
- Drive cassettes for 3 x 3 1/2" and 1 x 5 1/4" modules
- CompactPCI 6U with 80mm I/O socket (option 2)
- CompactPCI 3U without I/O socket (option 0)



Dimension: Height: 9 U
 Width: 84 HP
 Depth: 292mm

ORDERCODE-INSERT APPROPRIATE DIGIT


* Please check the availability of preferred parts on our homepage

AVAILABLE SLOTS

cPCI R3.0 Backplane 6U, System Slot right, 64 bit, 33 MHz		80962-00x-6x00						
No. of slot	2	3	4	5	6	7	8	

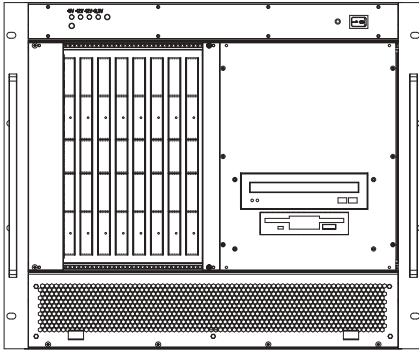
cPCI R3.0 Backplane 3U, System Slot right, 64 bit, 33 MHz		80942-00x-6x00						
No. of slot	2	3	4	5	6	7	8	

Subject to technical change.

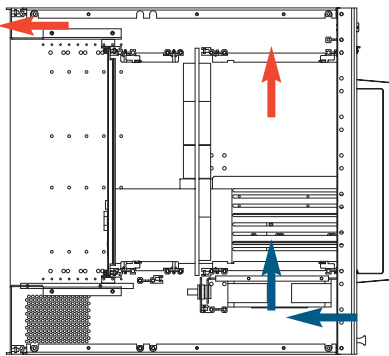
MECHANICAL DESIGN

SPECIFICATIONS

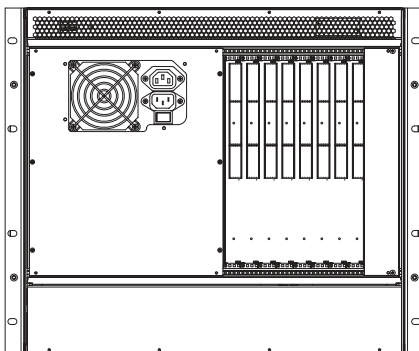
FRONT VIEW



SIDE VIEW (AIR FLOW)



REAR VIEW



FAN

- Mode permanent
- Dimension 119 x 119 x 32mm
- Nominal voltage 12 V
- Input power 5,76 W
- Air flow, free air 169,8 m³/h
- Noise 44 dB

POWER SUPPLY 300W (ATX)

- Output power 300 W
- Output Voltages 3,3V/28A; 5V/30A; 12V/15A; -12V/0,8A
- Input voltage 100-240 VAC
- Frequency 50 - 60 Hz
- RFI, EMI EN55022 Class B
- Approvals UL, CSA, VDE, TÜV, CE

POWER SUPPLY 350W (6U 8HE PLUGGABLE)

- Output power 350 W
- Output Voltages 3,3V/80A; 5V/50A; 12V/7A; -12V/1A
- Input voltage 100-240 VAC
- Frequency 50 - 60 Hz
- RFI, EMI VDE/CISPR22 Class B
- Approvals UL, cUL, TÜV, CE

SCOPE OF SUPPLY

High quality 19" rackmount chassis platform consisting of chromated aluminium enclosures, high performance cPCI backplane, power supply, cooling system and AC/DC power components. Assembled, wired and tested prior to shipment.

Please note: custom configurations possible.