

cPCI 4U HORIZONTAL (PLUGGABLE)

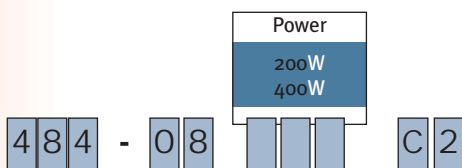
FEATURES

- EMC integrated system in 19" rack mount
- Card depth 160mm for 6U cards
- Ventilation horizontal (side to side)
- 8 slot backplane 6U R3.0, system slot right
- Power supply 200W with redundant hot swap option
- On / off-switch on the rear
- Four fans in 80 x 80 x 20mm and three 40 x 40 x 15mm in a 4U cassette include air filter
- Drive holder for 2 x 3 1/2" modules (2 x 200W)
- Drive holder for 3 x 3 1/2" modules (200W)
- CompactPCI 6U with 80mm I/O socket



Dimension: Height: 4 U
 Width: 84 HP
 Depth: 305 mm

ORDERCODE-INSERT APPROPRIATE DIGIT





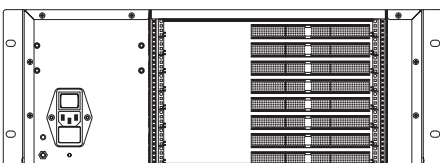
AVAILABLE SLOTS

CPCI R3.0 Backplane 6U, System Slot right, 64 bit, 33 MHz

80962-00X-6X00

No. of slot

8

MECHANICAL DESIGN
SPECIFICATIONS
FRONT VIEW (AIR FLOW)

SIDE VIEW

REAR VIEW

FAN (TYPE I)

- Mode permanent
- Dimension 40 x 40 x 15 mm
- Nominal voltage 12 V
- Input power 1 W
- Air flow, free air 15,6 m³/h
- Noise 39 dB

FAN (TYPE II)

- Mode permanent
- Dimension 80 x 80 x 20 mm
- Nominal voltage 12 V
- Input power 3,4 W
- Air flow, free air 75,0 m³/h
- Noise 42 dB

POWER SUPPLY 200W (3U 8HE PLUGGABLE)

- Output power 200 W
- Output voltage 3,3/36A; 5V/25A; 12V/3A; -12V/0,5A
- Input voltage 100-240 VAC
- Frequency 50 - 60 Hz
- RFI, EMI EN55022 Class B, CISPR 22 Class B
- Approvals UL1950, CSA 22.2 #234 IEC 950; EN61000-3-2 (PFC) TÜV EN60950; CE

SCOPE OF SUPPLY

High quality 19" rackmount chassis platform consisting of black painted sheet steel enclosures, high performance cPCI backplane, power supply, cooling system and AC/DC power components. Assembled, wired and tested prior to shipment.

Please note: custom configurations possible.