


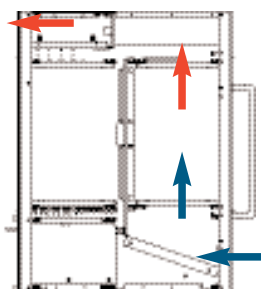
MECHANICAL DESIGN

SPECIFICATIONS


FRONT VIEW



SIDE VIEW (AIR FLOW)



REAR VIEW



FAN

- Mode	permanent
- Dimension	176 x 56mm
- Nominal voltage	12 V
- Input power	18,5 W
- Air flow, free air	240 m ³ /h
- Noise	68 dB

POWER SUPPLY 600W

- Output power	600 W
- Output Voltages	3,3V/60A; 5V/50A; 12V/10A; -12V/3A
- Input voltage	100-240 VAC
- Frequency	50 - 60 Hz
- RFI, EMI	EN50081-01 / EN55011 / 55022 Class A
- Approvals	CE

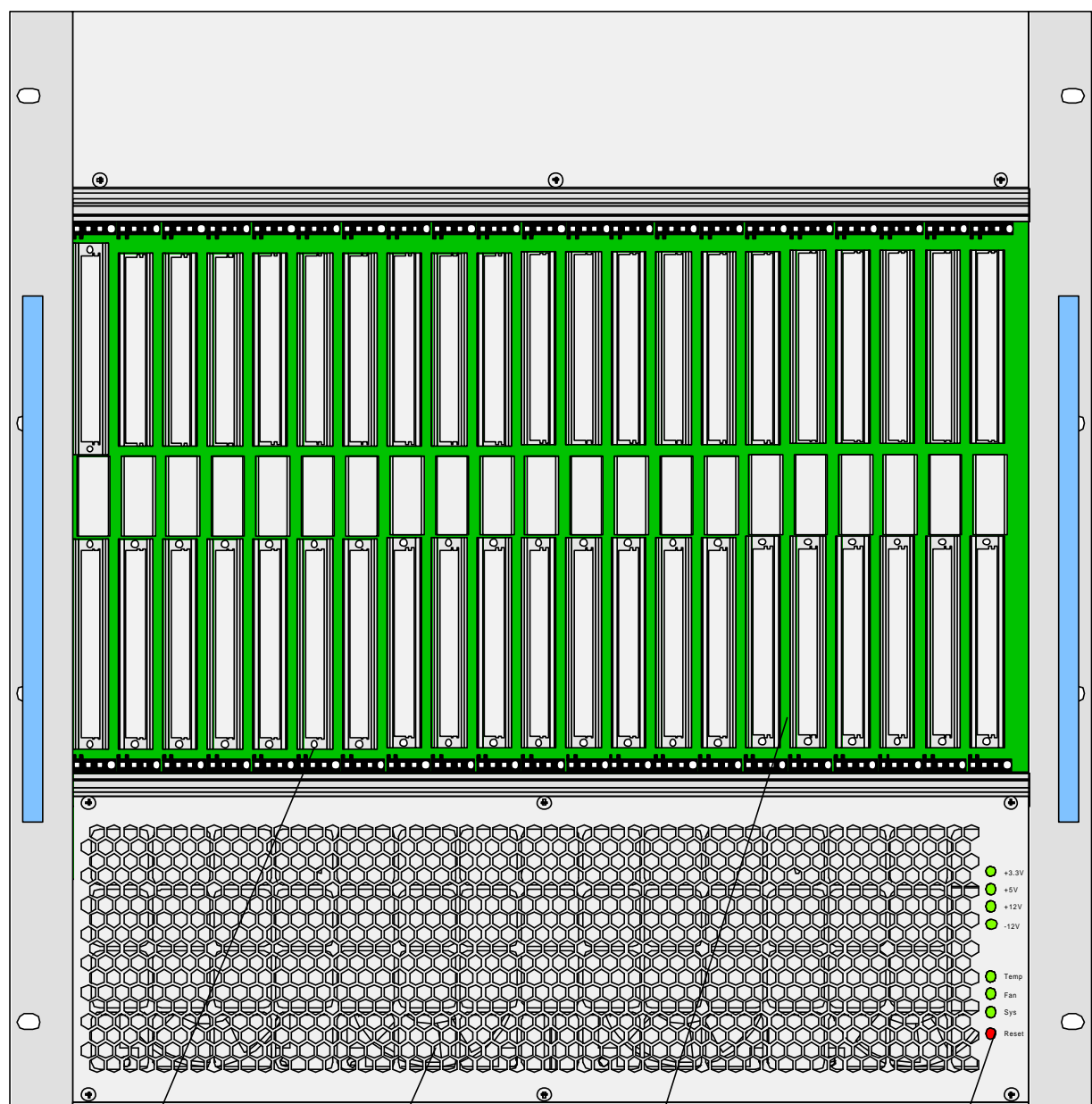
SCOPE OF SUPPLY

High quality 19" rackmount chassis platform consisting of chromated aluminium enclosures, high performance VME 64x backplane, power supply, cooling system and AC/DC power components. Assembled, wired and tested prior to shipment.

Please note: custom configurations possible.

VME 64 x system 11U 84HP 21 slot
 Order No. 1184-21x00Xx

Front view



VME 64x 21 slot backplane

3U frontplate include air filter

Card depth 160mm for 6U cards

LED display for systemmonitor

Power	I/O configuration
6 = 600 W C = 1200W	0 0mm without PO (non rear I/O)
1184-21	2 80mm with PO
	3 100mm with PO
	4 120mm with PO
	5 140mm with PO
	6 160mm with PO

Dimension:
 Height: 11 U
 Width: 84 HP
 Depth: 371 mm