


cPCI system 1U 84HP 2 slot 200W  
Order No. 184-02200C2

Front view



Drive holder for  
2 x 2 ½" modules

On / off-switch

cPCI 2 slot  
backplane

Card depth 160mm  
for 6U cards

3 x fans

Dimension:  
Height: 1 U  
Width: 84 HP  
Depth: 305 mm

**FEATURES**

- EMC integrated system in 19" rack mount
- Card depth 160mm for 6U cards
- Ventilation horizontal (side to side)
- 2 slot backplane 6U R3.0, system slot left
- Power supply ATX 200W
- On / off-switch on the front
- Three fans
- Drive holder for 2 x 2 1/2" HDD
- CompactPCI 6U with 2 slots 80mm I/O socket



Dimension:	Height:	1 U
	Width:	84 HP
	Depth:	305 mm

**ORDERCODE-INSERT APPROPRIATE DIGIT**

1	8	4	-	0	2	2	0	0	C	2
---	---	---	---	---	---	---	---	---	---	---

**AVAILABLE SLOTS**
**CPCI R3.0 Backplane 6U, System Slot left, 64 bit, 33 MHz**
**No. of slot**
**2**


## MECHANICAL DESIGN

## SPECIFICATIONS


### FRONT VIEW (AIR FLOW)



### SIDE VIEW



### REAR VIEW



### FAN

- Mode permanent
- Dimension 40 x 40 x 20 mm
- Nominal voltage 12 V
- Input power 1,32 W
- Air flow, free air 16,2 m<sup>3</sup>/h
- Noise 33 dB

### POWER SUPPLY 200W (ATX)

- Output power 200 W
- Output Voltages 3,3V/15A; 5V/25A; 12V/13A; -12V/1A
- Input voltage 100-240 VAC
- Frequency 50 - 60 Hz
- RFI, EMI EN55022 Class B
- Approvals UL 1950, CSA C22.2 No 950  
TÜV EN 60950; IEC 100-3-3 Classic

## SCOPE OF SUPPLY

High quality 19" rackmount chassis platform consisting of black painted sheet steel enclosures, high performance cPCI backplane, power supply, cooling system and AC/DC power components. Assembled, wired and tested prior to shipment.

Please note: custom configurations possible.